

Stage Map



PASIR PUTEH - KUALA BERANG | Friday 1 March 2013 | 123.6km



Stage 09

Profile

PASIR PUTEH - KUALA BERANG | Friday 1 March 2013 | 123.6km



5km to Finish Profile

Schedule

PASIR PUTEH - KUALA BERANG | Friday 1 March 2013 | 123.6km

Start Location : Agro Bank, Pasir Puteh

Finish Location : 7 Eleven, Kuala Berang

Neutral Zone: 5.0km

Straight On, T-junction Right, Fork Right, Fork Left, Fork Left, Traffic Light Junction Straight On






KM	KM to go	Feature	Instruction	Description	Estimated Time of Arrival	Estimated Time of Arrival	Estimated Time of Arrival	Estimated Time of Arrival
					8:30	9:00	9:00	9:00
0.0	123.6	Sign	Race Start Proper	Mobil Mart	8:36	9:06	9:06	9:07
0.6	123.0	Sign		Bukit Belah	8:37	9:06	9:07	9:08
2.5	121.1	Sign		Kg Tok Khamis	8:40	9:09	9:10	9:10
6.1	117.5	Sign		Kg Bukit Yong	8:44	9:13	9:14	9:16
6.8	116.8	Sign		Kg Lak Lok	8:45	9:14	9:15	9:17
9.4	114.2	Sign		Kg Padang Luas	8:49	9:17	9:19	9:21
12.0	111.6	Traffic Light Junction	Straight On		8:52	9:20	9:22	9:24
13.0	110.6	Traffic Light Junction	Straight On		8:54	9:22	9:24	9:26
13.1	110.5	Sign	Sprint 1 Jerteh	Maybank	8:54	9:22	9:24	9:26
13.4	110.2	Traffic Light Junction	Straight On		8:54	9:22	9:24	9:26
14.9	108.7	Traffic Light Junction	Straight On		8:56	9:24	9:26	9:29
15.2	108.4	Splitters	Both Sides		8:56	9:24	9:26	9:29
17.4	106.2	Sign		Kg Gerai	8:59	9:27	9:29	9:32
18.5	105.1	Sign		Kg Apal	9:01	9:28	9:31	9:34
23.0	100.6	Splitters	Left		9:07	9:34	9:37	9:40
26.6	97.0	Sign		Kg Renek	9:12	9:38	9:42	9:46
30.0	93.6	Sign	Drink Starts	Klinik Desa	9:16	9:42	9:46	9:51
32.7	90.9	Sign		Kg Anak Ikan	9:20	9:46	9:50	9:55
35.0	88.6	Sign		Kg Alor Serdang	9:23	9:48	9:53	9:58
36.0	87.6	Sign		Kg Bintang	9:24	9:50	9:54	10:00
41.6	81.0	Sign		Kg Guntong Luar	9:32	9:57	10:02	10:08
43.3	80.3	Traffic Light Junction	Straight On		9:34	9:59	10:04	10:10
44.4	79.2	Sign		Kg Air Sejuk	9:35	10:00	10:05	10:12
48.1	75.5	Sign		Kg Apek	9:40	10:05	10:10	10:17
50.0	73.3	Sign		Bandar Permaisuri	9:43	10:07	10:13	10:20
51.2	72.4	Splitters	Left		9:44	10:08	10:14	10:22
51.8	71.8	Sign	Sprint 2 Permaisuri	Petronas 1km	9:45	10:09	10:15	10:23
52.0	71.6	Traffic Light Junction	Straight On		9:46	10:09	10:16	10:23
52.1	71.5	Traffic Light Junction	Straight On		9:46	10:09	10:16	10:23
55.0	68.6	Sign		Kg Pak Kancil	9:50	10:13	10:20	10:27
59.6	64.0	Sign		Kg Rahmat	9:56	10:19	10:26	10:34
66.4	57.2	Traffic Light Junction	Straight On		10:05	10:27	10:35	10:44
68.2	55.4	Sign		Kg Sg Lerek	10:07	10:29	10:37	10:47
76.4	47.2	Sign		Kg Sg Tong	10:18	10:39	10:48	10:59
77.4	46.2	Sign	Sprint 3 Sg Tong	Sri Saj	10:19	10:40	10:49	11:00
			KOM 1 Sg Tong 55m					
81.3	42.3	Sign	Cat 4	Blue	10:25	10:45	10:55	11:06
83.8	39.8	Junction	Right	Dir Kuala Berang	10:28	10:48	10:58	11:09



Schedule

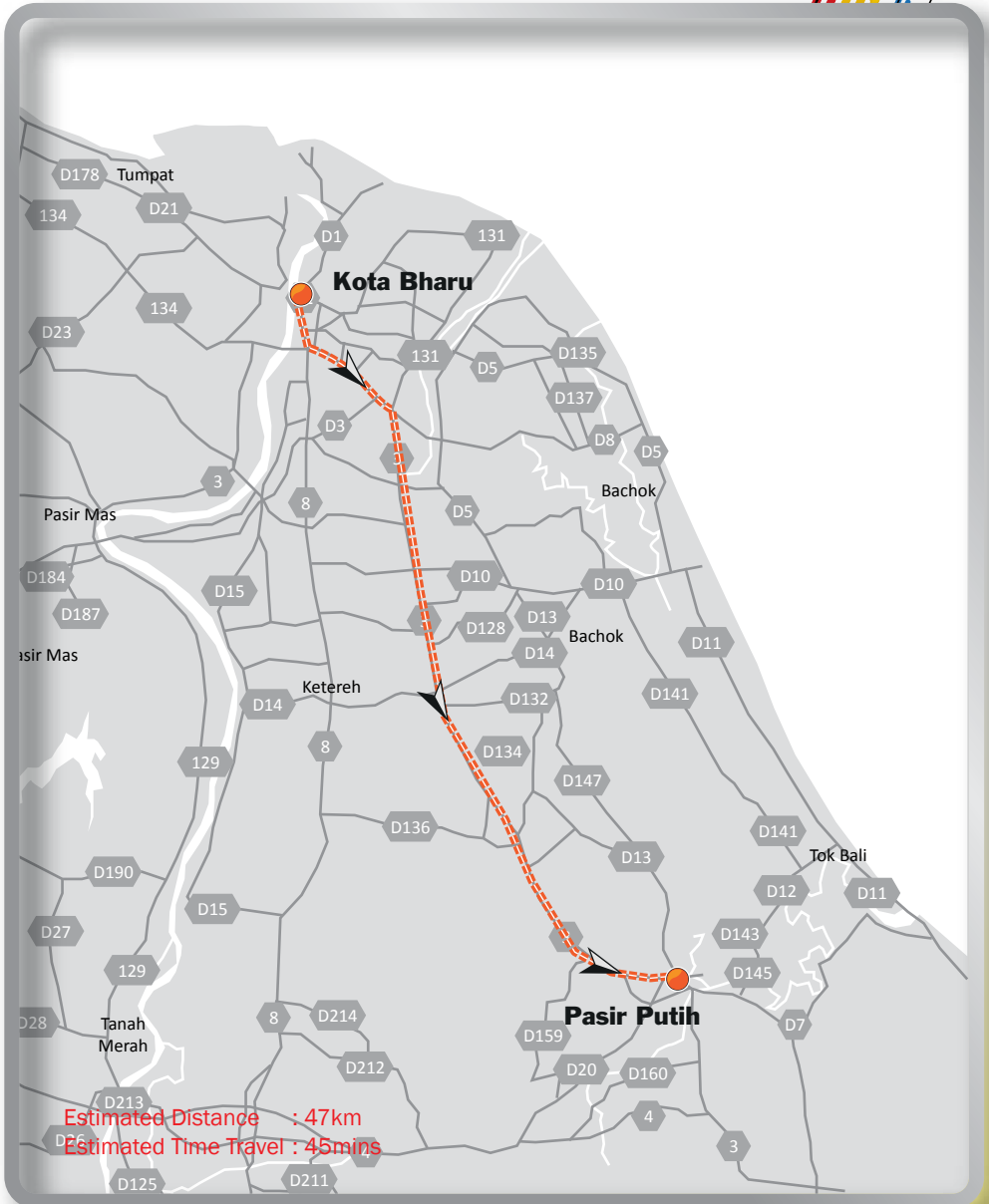
PASIR PUTEH - KUALA BERANG | Friday 1 March 2013 | 123.6km



KM	KMtoGo	Feature	Instruction	Description	Estimated Time of Arrival			
86.2	37.4	Sign		Kg Bukit Nenas	10:31	10:51	11:01	11:13
88.2	35.4	Sign		Kg Tayol	10:34	10:54	11:04	11:16
94.3	29.3	Sign		Kg Teris	10:42	11:01	11:12	11:25
97.4	26.2	Sign		Kg Kuala Jeneris	10:46	11:05	11:16	11:29
100.3	23.3	Cross Road	Straight On		10:50	11:08	11:20	11:34
100.8	22.8	Sign		Kg Chapu	10:51	11:09	11:21	11:34
102.5	21.1	Sign		Kg Pasir Simpul	10:53	11:11	11:23	11:37
103.6	20.0	Sign		Kg Tok Lawit	10:54	11:12	11:24	11:38
104.5	19.1	Sign		Kg Kuala Ping	10:56	11:14	11:26	11:40
106.0	17.6	Sign		Kg Tengawang	10:58	11:15	11:28	11:42
108.6	15.0	Sign		Kg Kepah	11:01	11:19	11:31	11:46
110.9	12.7	Sign		Kg Matang	11:04	11:21	11:34	11:49
112.4	11.2	Sign		Kg Bukit Aceh	11:06	11:23	11:36	11:51
115.3	8.3	Sign		Kg Paya Akob	11:10	11:27	11:40	11:56
116.0	7.6	Sign		Kg Tajin	11:11	11:28	11:41	11:57
119.4	4.2	Sign		Kg Telaga	11:15	11:32	11:45	12:02
121.5	2.1	Sign		Kg Gaung	11:18	11:34	11:48	12:05
121.9	1.7	Traffic Light Junction	Left	Dir Kuantan	11:19	11:35	11:49	12:05
123.3	0.3	Traffic Light Junction	Both Sides		11:21	11:37	11:51	12:07
123.6	0.0	Sign	Race Finish	7 Eleven	11:21	11:37	11:51	12:08

Transfer to Start

Friday 1 March 2013

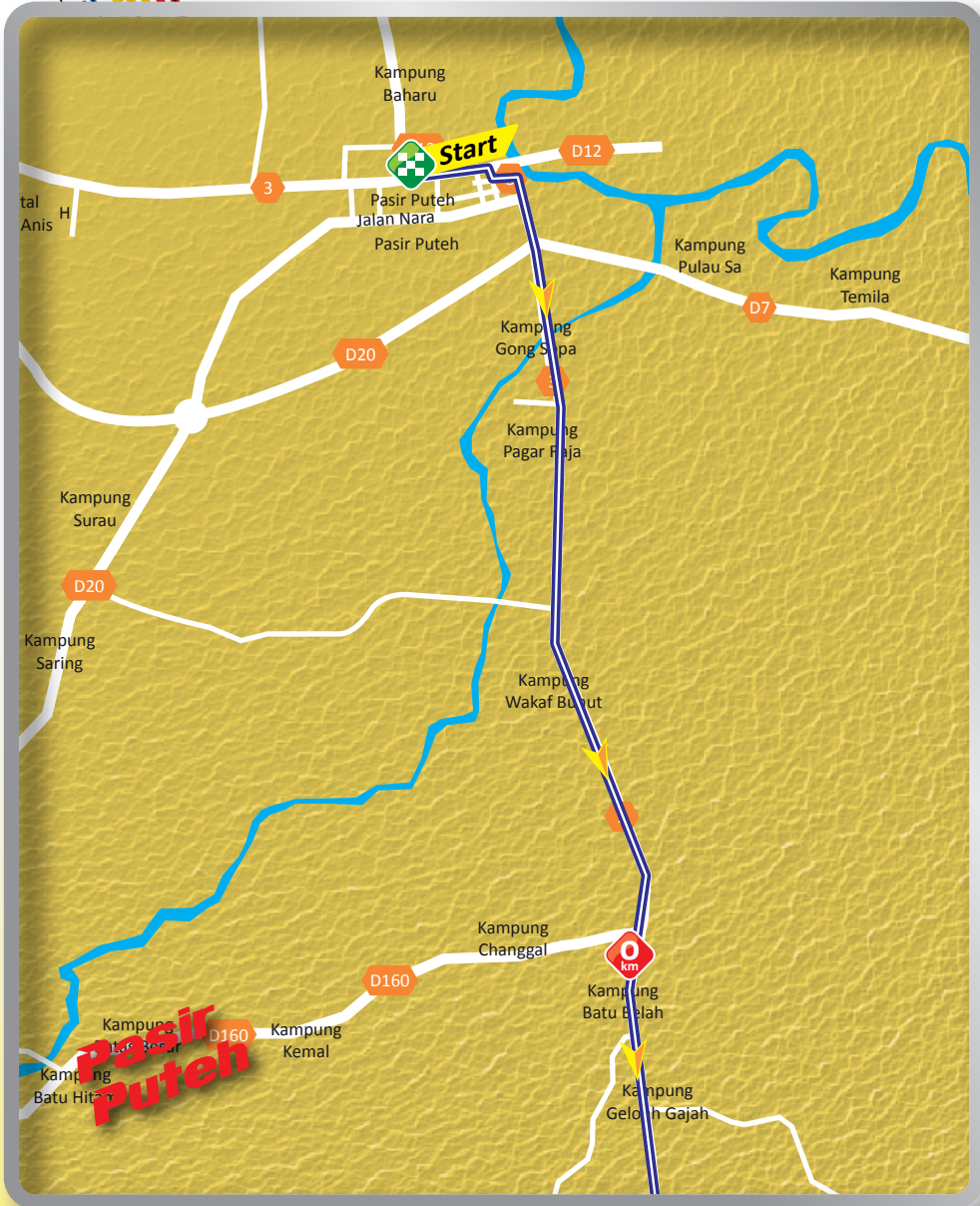


Stage 09



Start Location

PASIR PUTEH - KUALA BERANG | Friday 1 March 2013 | 123.6km



Start Layout

PASIR PUTEH - KUALA BERANG | Friday 1 March 2013 | 123.6km





Stage 09



Start Time Table

PASIR PUTEH - KUALA BERANG | Friday 1 March 2013 | 123.6km

TIME	ACTIVITIES
0530hrs	VPP in operation
	Race facilities crew on site
	Race security on site
	Road closure at start area
0730hrs	PA system on
	Race officials on site
	Side Events starts
0740hrs	Invitees arrival
	Cavalcade assembles
0750hrs	VIPs arrive
0800hrs	Teams arrive
	Signing on opens
0830hrs	Cavalcade departs
0845hrs	Signing on closes
	Side Event ends
0850hrs	Advance vehicles depart
0855hrs	Riders assemble at start line
0900hrs	Le Tour de Langkawi departs
0930hrs	VIPs depart
0945hrs	De-rig commences
1145hrs	Road reopens

Finish Location

PASIR PUTEH - KUALA BERANG | Friday 1 March 2013 | 123.6km



Finish Layout

PASIR PUTEH - KUALA BERANG | Friday 1 March 2013 | 123.6km



Finish Time Table

PASIR PUTEH - KUALA BERANG | Friday 1 March 2013 | 123.6km

TIME	ACTIVITIES
0700hrs	Race facilities crew on site
	Road closure at finish area
0800hrs	Race security on site
	Race officials on site
0900hrs	PA system on
1000hrs	Side Events starts
1020hrs	Invitees arrival
1040hrs	VIPs arrival
1121hrs	Cavalcade arrives
1125hrs	Advance vehicles arrive
1137hrs	Le Tour de Langkawi arrives
1150hrs	Presentation of leaders jersey
1235hrs	VIPs depart
1250hrs	De-rig commences
1450hrs	Roads reopens

Stage 09

Transfer to Hotel

Friday 1 March 2013

